A close-up photograph of a golden retriever's face, focusing on its eyes and nose. The dog's fur is a warm, golden-brown color, and its eyes are dark and expressive. The nose is large and black. The text is centered over the dog's face.

A
DOG'S
PURPOSE

CURRICULUM

LESSON 3



Lesson 3: Life's Purpose

Subject: Social Studies

Tail-wagging Information

The movie, *A Dog's Purpose*, takes us through the lives of several dogs. As we watch them learn and grow, we also get to see that dogs really have a purpose, don't they? They love and serve their family. They protect them and are their companions. They even help them do things that they couldn't do themselves.

Everyone has a purpose. We can identify that purpose by thinking about what we love to do and how we can serve others using our unique skills and abilities. Have you ever thought about that? You are unique. You are the only one who can be you! So think about what you want to do with your life. What do you want to be when you grow up? What career do you want to have?

Finding our purpose in life is definitely connected to what we do as a career.

 **OLDER STUDENTS:** Explore future career possibilities.

Materials needed: Printable planner pages for this lesson, pen or pencil. Younger students might want colored pencils, crayons or they can use the decorated pencils from this lesson's activity.

This lesson will help you to explore career possibilities. Have you spent much time thinking about what kind of job you want to have or what you like to do? A good way to explore this is to do a little study about yourself. On one of the pages of your planner, write down the school subjects you like. Often, the subjects you like are those that you excel in or those you find the most interesting. Now think about what extracurricular activities you enjoy. Write those down, too. With your parents, you can brainstorm careers that fit these skills and interests. For example, if you like science and you also like to explore outside going on adventures, perhaps you might be interested in a career in the life sciences, such as biology. If you like to build things, you may be interested in being an engineer. If you like drawing and working on the computer, perhaps you would like working in computer design.

Now think about what coursework will be necessary to work in those fields. Are there things you can do now or in high school to help better prepare you for this direction? Are you already doing some of these?

How can you serve others in these potential careers? Having a purpose in our job makes doing any work much more enjoyable and rewarding. Jot these notes down in your planner as goals for this semester or this summer, so you can plan ahead.

Finally, brainstorm and write down any ideas you might have that are short-term works of service. You can do things like helping in your household, mowing a neighbor's lawn, or baking cookies for the local fire department. These activities will give you experience, build skills, and will make you feel like you are accomplishing something worthwhile.

 **YOUNGER STUDENTS:** Explore future career possibilities.

It's fun to think about what you want to be when you grow up. There are as many types of careers as there are breeds of dog (and even more!). Careers can be divided up into two basic groups: those that provide goods and those that provide services. A good is an object people want that they can touch or hold. A service is an action that a person does for someone else. In the movie, one of the characters is a police officer. Which type of career does he have?

What are some careers that provide services (The student might think of police officer, mail carrier, doctor, teacher)? What are some careers that provide goods (The student might suggest retailer, craftsman, sales)?

What do you want to be when you grow up?

Draw and color a picture of that job on a planner page or on a separate piece of paper.

Then write on the picture whether that job provides a service or goods. If you drew this picture on a separate sheet of paper, include it in your planner.



 **Younger Student:** Dog pom pom pencil topper craft.

Materials needed: Brown or black puffy ball, scissors, hot glue gun (adult supervision required) or stander glue, googly eyes, brown or tan buttons, tan and pink foam sheet.



Step One:

Attach googly eyes onto the puffy ball using regular glue or hot glue gun.



Step Two:

Next, make the dog's nose by using a button and gluing it onto the puffy ball with regular glue or hot glue gun.




Step Three:

Use the tan and pink foam sheets to cut out the ears and tongue. Next, paste the ears on top of the puffy ball and the tongue directly below the button nose.



Step Four:

Finally, let your dog pom pom pencil topper dry and attach to the upper part of a number 2 pencil.

A close-up photograph of a golden retriever's face, focusing on its eyes and nose. The dog's fur is a warm, golden-brown color, and its eyes are dark and expressive. The nose is large and black. The text is centered over the dog's face.

A
DOG'S
PURPOSE
STUDENT PLANNER

A DOG'S PURPOSE



MONTH


























SUN

MON

TUES

WED

THUR











A DOG'S PURPOSE



YEAR

FRI

SAT

Future Dreams

Goals

Weekly	Monthly

Good Deeds

A DOG'S PURPOSE



WEEKLY PLANNER

	SUN	MON	TUES	WED
6am				
7am				
8am				
9am				
10am				
11am				
12pm				
1pm				
2pm				
3pm				
4pm				
5pm				
6pm				

NOTES

Now think about how you can serve others. It is important to develop a habit of service, because it helps those around us, and it makes us feel useful. What can you do each day to serve your household? Draw a small picture that will remind you of what those activities are. For example, if sweeping the floor is a job you can do, draw and color a picture of a broom. Then paste that picture into your weekly planner page so you can check it off when it is completed.

DOGGIE BAG BONUS

Amazing Doggy Deeds of Service

- The most successful mountain rescue dog was a St. Bernard named Barry, who lived during the early 1800s and saved 40 lives.
- In 2004, Brutis, a 7-year-old golden retriever grabbed a coral snake out of the path of a young child, saving him from a deadly bite.
- During Hurricane Katrina in 2005, a black Labrador, coincidentally named Katrina, saved a man who was drowning.
- Shana, a wolf/German shepherd mix, found two people trapped in the snow and worked to dig a tunnel through which she could pull the couple out and help them get safely home.
- A Rottweiler named Eve pulled her wheelchair-bound owner from a burning truck and brought her to a ditch, just far enough away to protect her from the explosion of her vehicle.
- In 2007 Toby, a golden retriever, heroically saved his owner from choking to death on an apple by leaping onto her chest and forcing the lodged food particle out of her throat.