




DORY POWERADE 32 FL. OZ. LABELS



Instructions: Step one: Print bottle label out on a 8.5" x 11" paper. Step Two: Cut out with scissors.
Step Three: take the label off and wrap the new label and glue the ends together.

Provided By www.mrskathyking.com