




CUPCAKE TOPPER



Instructions:

Step one:

Print cupcake layout out
(Regular Printer Paper)

Step Two:

Cut out with scissors.

Step Three:

Attach a tooth pick to the the
topper image and
place in middle of cupcake