




# WATER BOTTLE WRAPPERS



## Instructions:

Step one: Print Water bottle label out on a 8.5" x 11" paper.

Step Two: Cut out with scissors.

Step Three: take the label off and wrap the new label and glue the ends together.

Provided By On The Scene With Mrs. Kathy King